

TECHNICAL SPECIFICATION

1. Desks and tables

- Multilayer top with total thickness 40mm, made of 12+28mm thick MFC. Edges covered with 2mm PVC. Decorative elements of tops made of 12mm thick satin safe glass. Glass tops made of 15 and 19mm thick satin safe glass.
- Legs:
 - metal legs made of aluminium anodized profile
 - panel legs made of 12 + 28mm thick panels, edges covered with 2mm thick PVC.
- Modesty panel made of 18mm thick panel, edges covered with 2mm thick PVC.

2. Cabinets and pedestals

- Top made of 12mm thick panel, edges covered with 2mm thick PVC.
- External side panels and back panel made of 12mm thick panels, edges covered with 2mm thick PVC.
- Fronts:
 - panel fronts made of 18mm thick panel, edges covered with 2mm thick PVC.
 - glass fronts made of 5mm thick satin safe glass
- Cabinet and pedestal bodies made of 18mm thick MFC. All edges covered with 2mm thick PVC. Back panels made of 18mm thick MFC.
- Cabinet base made of 18mm thick MFC.
- Cabinets do not have locks. There is a possibility of fixing one-point locks for an additional cost of 40EUR per piece only in panel doors. In case of placing an extra order for the lock, the ordered cabinet has to be detailed in parts, then "Z" symbol has to be added to the appropriate element. There is no possibility of fixing a lock in a glass door.
- Pedestals equipped with plastic drawers on ball runners, centrally locked with a folded key and antitilt mechanism (only one drawer may be opened at the same time). Separate pencil drawer.
- ✍ There is a possibility of building custom cabinet configurations made of the constituent elements
- ✍ Media port - it's option to order desks with power slat :
 - slat S91E location A or B or C (2pc)
 - slat S92E location G or H or K (2pc)
 Marking right symbol in the end of the product index.: e.g. WZ147B

PACKING

Delivered flat packed ready to assemble.

AVAILABLE FINISHES

1. Cabinet bodies, thickener under desktop and cabinet bases available in 26-aluminium satinato finish only.
2. Tambour in WB07 unit available in 09-aluminium finish only.

FINISHES	Desks and desk extensions					Cabinets				Pedestals		
	Top	Thickener	Modesty panel	Panel Leg	Metal Leg	Top + Sides	Front	Body	Base	Top + Sides	Front	Body
23 - nut	✓		✓	✓		✓	✓	✓	✓	✓	✓	✓
26 - aluminium satinato		✓						✓	✓			✓
31 - canadian oak	✓		✓	✓		✓	✓			✓	✓	
34 - chestnut	✓		✓	✓		✓	✓			✓	✓	

Colour scheme (used for order confirmation and product labelling)

Desk/Table	B	b	K	k	F	f	S	s	T
	Top		Body		Front (tambour)		Metal frame		
WZ147	31	31	31	31	09	09			

Cabinet	B	b	K	k	F	f	S	s	T
	Top		Body		Front		Metal frame		
W5126	31	31	31	31	31	31			

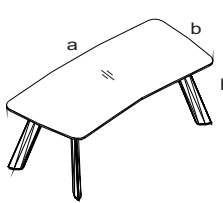





View of the product	DIMENSIONS (mm)			SYMBOL	PRICE £	NOTES
	WIDTH a / a'	DEPTH b / b'	HEIGHT h			

AERO - SETS OF DESKS

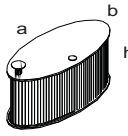




	2000	1646	750	Wz147	1280,-	- Media port location A or B
	2000	1646	750	WZ167	1492,-	
	2000	900	750	WZ16	975,-	
	2000	1646	750	WZ247	1415,-	
	2000	1646	750	WZ267	1628,-	
	2000	900	750	WZ26	1110,-	
	1802	1561	750	WZ36	1119,-	
	1870	2451	750	WZ367	1767,-	
	2000	900	750	WZ18	623,-	
	2000	900	750	WZ28	757,-	

View of the product	DIMENSIONS (mm)			SYMBOL	PRICE £	NOTES
	WIDTH a / a'	DEPTH b / b'	HEIGHT h			

AERO - GLASS DESKS AND COFFE TABLES

     	2100	1000	750	WP5	2582,-	- Satin glass top 19mm
	960	950	500	WP6	1447,-	- Satin glass top 12mm
	900	900	475	WP7	677,-	
	800	1200	475	WP8	722,-	
	1000	1000	750	WP9	811,-	

AERO - ADDITIONAL ELEMENTS FOR DESKS

    	1000	600	750	WD01	285,-	- Extension
	750	1600	780	WD02	1799,-	- Satin glass extension 15mm
	1300	600	585	WB07	780,-	- Tambour desk base
	340	1000	70	WD03	402,-	- Satin glass Additional top 12mm

View of the product	DIMENSIONS (mm)			SYMBOL	PRICE £	NOTES
	WIDTH a / a'	DEPTH b / b'	HEIGHT h			

AERO - CONFERENCE TABLES

	2400	1300	750	Wp1	1321,-	- Media port location A,C (2pc) or G,K (2pc)
	1482	1482	750	WP2	1050,-	- Media port location A,C (2pc) or G,K (2pc)
	2100	1400	750	WP3	1195,-	- Media port location A,B,C (2pc) or G,H,K (2pc) - Ending element of conference table
	1680	1400	750	WP4	879,-	- Media port location A,C (2pc) or G,K (2pc) - Middle element of conference table

AERO - ADDITIONAL ELEMENTS FOR CONFERENCE TABLES

	140	70	750	S81	50,-	- Vertical cable duct
	100	200	15	WD05	90,-	- Insert with metal Cable opening
	267	110	93	S91E	307,-	- Non-discount price
	426	110	93	S92E	423,-	- Non-discount price

* - zoomed drawing

AERO - PEDESTAL

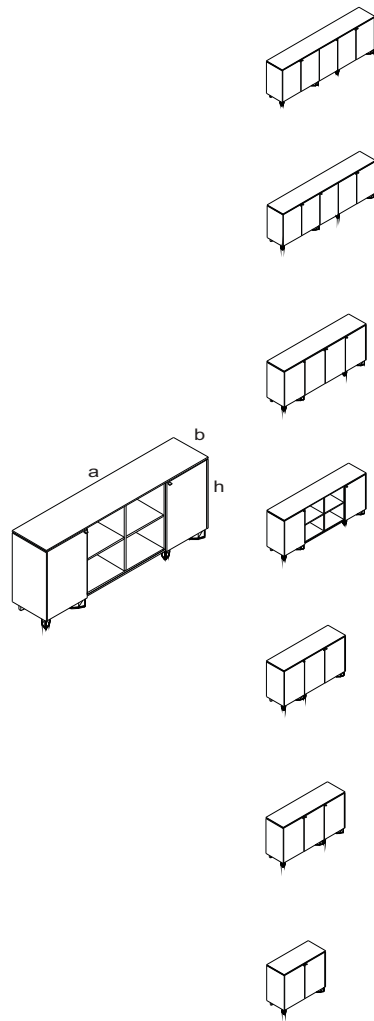
	452	635	602	WKT13	478,-	- Pedestal with plastic drawers
--	-----	-----	-----	--------------	-------	------------------------------------

View of the product	DIMENSIONS (mm)			SYMBOL	PRICE £	NOTES
	WIDTH a/a'	DEPTH b/b'	HEIGHT h			

AERO - SETS OF CABINETS 3OH

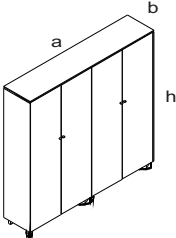
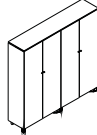
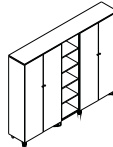
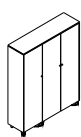
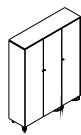
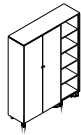
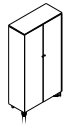
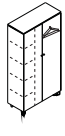

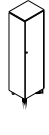
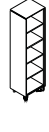
	1000	421	1204	W35	960,-	- Glass doors
	512	421	1204	W36	455,-	
	512	421	1204	W37	455,-	

AERO - SETS OF CABINETS 2OH

	2464	421	852	W2116	1187,-	
	2464	421	852	W2117	1187,-	
	1976	421	852	W2167	1052,-	
	1976	421	852	W2367	975,-	
	1488	421	852	W216	835,-	
	1488	421	852	W217	835,-	
	1000	421	852	W21	538,-	

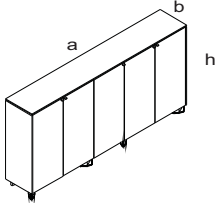
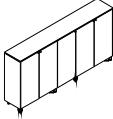
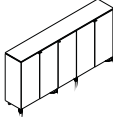
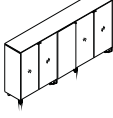
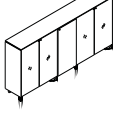
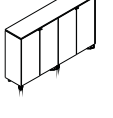
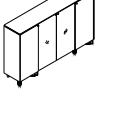
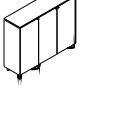
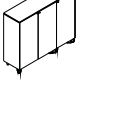
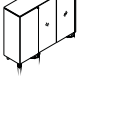
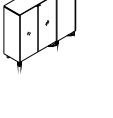

View of the product	DIMENSIONS (mm)			SYMBOL	PRICE £	NOTES
	WIDTH a / a'	DEPTH b / b'	HEIGHT h			

AERO - SETS OF CABINETS 50H

		1976	421	1908	W511	1560,-	
		2464	421	1908	W5119	1840,-	
		1488	421	1908	W516	1285,-	
		1488	421	1908	W517	1285,-	
		1488	421	1908	W519	1223,-	
		1000	421	1908	W51	862,-	
		1000	421	1908	W52	812,-	
		512	421	1908	W56	586,-	
		512	421	1908	W57	586,-	
		512	421	1908	W59	524,-	





View of the product	DIMENSIONS (mm)			SYMBOL	PRICE £	NOTES
	WIDTH a / a'	DEPTH b / b'	HEIGHT h			

AERO - SETS OF CABINETS 3OH

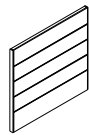




           	2464	421	1204	W3116	1410,-	
	2464	421	1204	W3117	1410,-	
	2464	421	1204	W3556	2059,-	- Glass doors
	2464	421	1204	W3557	2059,-	- Glass doors
	1976	421	1204	W311	1153,-	
	1976	421	1204	W3567	1554,-	- Glass doors
	1488	421	1204	W316	973,-	
	1488	421	1204	W317	973,-	
	1488	421	1204	W356	1298,-	- Glass doors
	1488	421	1204	W357	1298,-	- Glass doors
	1000	421	1204	W31	635,-	

View of the product	DIMENSIONS (mm)			SYMBOL	PRICE £	NOTES
	WIDTH a / a'	DEPTH b / b'	HEIGHT h			

AERO - SETS OF CABINETS 2OH

	1000	421	852	W23	460,-	
	1000	421	852	W24	722,-	
	512	421	852	W26	402,-	
	512	421	852	W27	402,-	

AERO - WALL PANEL

	2000	80	1900	ZE1	654,-	
	2000	441	152	ZE2	406,-	
	800	351	370	ZE3	325,-	- Glass door with aluminium frame
	800	252	100	ZE4	73,-	- Board shelf
	800	200	6	ZE5	113,-	- Satin glass shelf