


dedicated to excellence



schema20 - reception desks

introducing a new dimension to reception desks: bespoke quality, innovative design - yet simple and affordable

The NEW schema20 range from frem bridges the gap between bespoke and modular reception counters by providing a truly design led, bespoke quality product that is available on a shorter lead time at an affordable price.

Extensive consultation with architects, designers, specifiers and furniture dealers alike provided the conceptual framework for this new breed of reception desks. Characterised by bold, crisp, angular lines, the schema20 range will continue to build on frem's reputation for providing design led, high quality products.

The schema20 range combines the experience of our talented designers, the skills of our craftsmen and cutting-edge manufacturing techniques to provide a reception desk of superior design and build quality that is available on a short lead time at an affordable price.



simple, elegant, affordable...

Representing great value for money, the bold architectural lines of the schema20 range are ideal for reception areas where an elegant and simple reception counter of understated elegance is required.

Available in an almost limitless range of colours and finishes, the schema20 range provides you with the flexibility to either make a bold statement in your reception area or to blend seamlessly into your existing décor.



Override front panels are available in a huge choice of acrylic colours, wood, stainless steel, brushed aluminium and glass. We can also incorporate your logo, graphics and lighting effects to create a truly unique look



All schema20 reception desks are designed in accordance with full DDA legislation.



Characterised by bold angular lines, the overrides of the schema20 reception desks add a superior design element



The bold override design is complemented by the simplicity of the slatted front to provide a unique combination of design, texture and aesthetic appeal




Chamfered edges are available as standard reinforcing the bespoke quality of this design led range of reception counters

the possibilities are endless

The schema20 range of reception desks offers perhaps the widest choice of finishes and materials of any reception desk manufacturer. Bold colours, modern and traditional wood grains, laminate surfaces and natural real wood veneers combined with the ability to stain and tint are all available to meet your exact requirements. If you can't find what you're looking for, please contact frem and we will be happy to manufacture your schema20 reception desk in the materials and colours of your choice.

base and override: standard options



wood veneer finishes



*Premium veneers - a premium will be charged for premium veneers. Please contact frem for details. Lead times will also be extended. Also available as options in laminate.

Override front panel options

In addition to being available in all of the above finishes, the schema front panels are available in the following colours.



helping you choose the perfect reception counter

Our team of designers are able to offer 3-D photo real imagery of your schema reception desk in the colour combination of your choice which will help to bridge the gap from concept to creation and which can help substantially with any internal approvals which may need to be gained. Sample swatches are also available on request.



frem's 20 day lead time

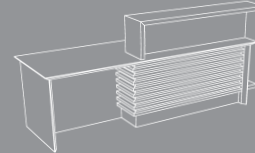
The schema20 range combines the experience of our talented designers, the skills of our craftsmen and cutting-edge manufacturing techniques to provide a reception counter of superior design and build quality that is available on a shorter lead time at an affordable price. It is our aim is to provide you with your finished schema reception desk within 20 days from receipt of order.

Please contact the frem sales team to discuss your specific requirements

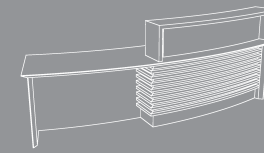
dimensions

The schema20 range of reception counters is designed as a turnkey reception desk and is available in four different sizes and three different shapes. If you require a schema20 reception desk of a different dimension or configuration, please contact the frem sales team as we will be able to design and manufacture a reception desk to your exact specifications.

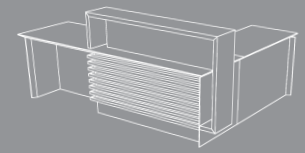
straight : front view



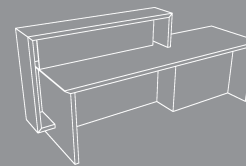
curved : front view



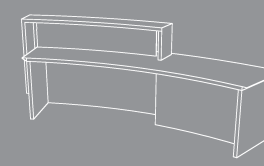
return : front view



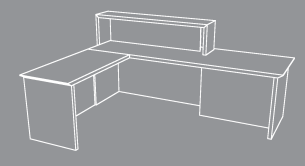
straight : operators view



curved : operators view



return : operators view



Desk Type	Product Code	Length	Depth	Desk Height	Override Height	Return
Straight	ST2475	2400	750	730	1125	n/a
	ST2490	2400	900	730	1125	n/a
	ST3075	3000	750	730	1125	n/a
	ST3090	3000	900	730	1125	n/a
Straight with return	STR2475	2400	750	730	1125	1200 x 600
	STR2490	2400	900	730	1125	1200 x 600
	STR3075	3000	750	730	1125	1200 x 600
	STR3090	3000	900	730	1125	1200 x 600
Curved	SC2475	2400	750	730	1125	n/a
	SC2490	2400	900	730	1125	n/a
	SC3075	3000	750	730	1125	n/a
	SC3090	3000	900	730	1125	n/a

All schema20 reception counters are available either left or right handed

Optional pedestals are available