





Mocha

Design by Roger Webb Associates

				
Product Code	MM01A	MM01B	GM01A	GM01B
Description	Dining/meeting chair, silver frame	Dining/meeting chair, chrome frame	Bar stool, silver frame	Bar stool, chrome frame
On*	116	143	150	184
Dimensions	Seat (mm) Height 445 Width 435 Height 855 Width 490 Depth 490	Seat (mm) Height 445 Width 435 Height 855 Width 490 Depth 490	Seat (mm) Height 760 Height 980 Width 430 Depth 400	Seat (mm) Height 760 Height 980 Width 430 Depth 400

Standard Features

Beech plywood shell

Special Options



Other shell options available subject to minimum order quantities.
Please contact the sales team for details

Construction

Plywood seat/back

Xpresso

Design by Connection

		
Product Code	MXP1A/AA (Black) MXP1A/BB (White) MXP1A/CC (Red) MXP1A/DD (Green) MXP1A/EE (Blue)	KXP
Description	High density stacking armchair	Trolley
On*	107	273
Dimensions	Seat (mm) Height 466 Width 545 Overall (mm) Height 845 Width 545 Depth 510	



Available in Black, White, Red, Green and Blue

Standard Features

Polypropylene fibre glass backrest
Chrome frame
Nylon glides

Special Options

Linking strip (LXP), add 5
Trolley (KXP), 273

Construction

Plywood seat/back